

3 STEPS TO WRITING AN EDITORIAL

STUDENT VOICES



INTRODUCTION

Begin the editorial with the TOPIC of the QUESTION and then your ANSWER to it. Explain WHY your FEEL that way.


1



CONNECTIONS

Fill the MIDDLE of your editorial with details from the VIDEOS, the ARTICLES and the RADIO SHOWS. These should CONNECT the TOPIC with the way you FEEL.

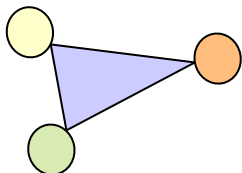
2



RELATIONSHIPS

Conclude your editorial explaining the RELATIONSHIPS between the TOPIC and the AUDIENCE, YOURSELF and EVERYONE'S FUTURE.

3



TOPIC OF THE QUESTION

YOUR ANSWER TO THE QUESTION

#1 REASON

#2 REASON

#3 REASON

YOUR OPINION ABOUT THE TOPIC BASED UPON THESE REASONS

AUDIENCE

HOW SHOULD THEY FEEL?

WHAT SHOULD THEY DO?

YOURSELF

HOW DO YOU FEEL?



WHAT SHOULD YOU DO?

FUTURE

WHAT MIGHT HAPPEN?

WHAT SHOULD WE DO?

SELF
CHECKING



Make sure you have facts from the learning activities you have completed.
The answers to the TV questions focuses you on the **Topic**.
The vocabulary from the articles' crossword puzzles detail the **Issues**.
The notes from the Radio Note Taking Outline explores the **Importance**.

